


## Specification Guide

# US Air Conditioning Distributors

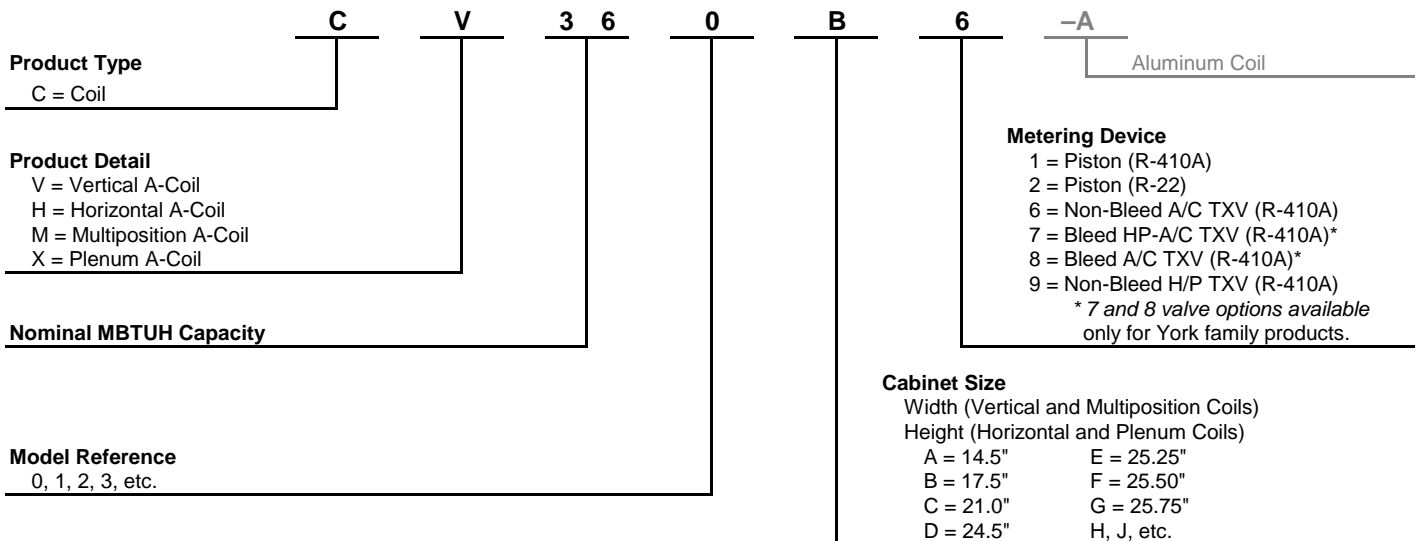
## Evaporator Coils



### General Features

- Microban® antimicrobial additive to inhibit the growth of mold and mildew in the drain pan.
- HydroTEC™ low water retention drain pan for improved drainage.
- UV resistant drain pans are molded of high temperature (450 deg. F) engineered polymer.
- All coils contain a factory installed screw-on expansion valve.
- Non-captive panels allow access to inside of cabinet without the need to cut refrigerant lines.
- 5 year Limited Warranty standard, 10 year Limited Warranty available.
- All coils have durable packaging with bar coded labels on the box.
- Coils have heavy gauge cabinets fully lined with 5/8" foil faced insulation.
- Coils are air pressure tested at 500 PSI, leak tested with Helium, sealed with rubber plugs and then charged with dry air.
- Refrigerant connections are 3/8" ODF liquid and 7/8" ODF suction (CV & CM A-Coils 18-36 MBTUH are 3/4" ODF suction).

### Nomenclature




Note: Products may not be available in all sizes.



Product improvement is a continuous process at Advanced Distributor Products. Therefore, product specifications are subject to change without notice and without obligation on our part. Please contact your ADP representative or distributor to verify details.  
© by Advanced Distributor Products. All rights reserved.

# Upflow/Downflow A-Coil Specifications



## Features

- Corrosion resistant coil header plates.
- Cabinet insulation hold down tabs for easy drain pan removal.
- All cabinets are painted to match the current York furnace color.
- Interlocking doors reduce air leakage and allow for easy access.
- Dual 3/4" FPT condensate drains on front-left and front-right side of drain pans.
- Expansion valve mounted inside cabinet to prevent external sweating; bulb is clamped and wrapped for improved temperature sensing.
- Intertek lab tested 1% or less cabinet air leakage for better efficiency.

	ADP Model Number	Width [A]	Depth [B]	Height [C] <sup>[1]</sup>	Top Opening (Width x Depth)	Bottom Opening (Width x Depth)	Pallet Qty	CFM	Face Vel. [2] (fpm)	Air Pressure Drop [3] (inches W.C.)
<b>2 TON</b>	CV240A6	14.5"	21.5"	16.5"	13" x 20"	13.5" x 21"	12	800	299	0.25
	CV240B6	17.5"	21.5"	16.5"	16" x 20"	16.5" x 21"	8	800	299	0.20
<b>2.5 TON</b>	CV300A*	14.5"	21.5"	16.5"	13" x 20"	13.5" x 21"	12	1000	<b>375</b>	0.33
	CV300B*	17.5"	21.5"	16.5"	16" x 20"	16.5" x 21"	8	1000	<b>375</b>	0.32
<b>3 TON</b>	CV360A*	14.5"	21.5"	16.5"	13" x 20"	13.5" x 21"	12	1200	<b>386</b>	0.35
	CV360B*	17.5"	21.5"	16.5"	16" x 20"	16.5" x 21"	8	1200	<b>386</b>	0.33
	CV360C*	21"	21.5"	16.5"	19.5" x 20"	20" x 21"	8	1200	<b>386</b>	0.32
	CV361A*	14.5"	21.5"	20.5"	13" x 20"	13.5" x 21"	6	1200	300	0.21
	CV361B*	17.5"	21.5"	20.5"	16" x 20"	16.5" x 21"	4	1200	300	0.17
	CV361C6	21"	21.5"	20.5"	19.5" x 20"	20" x 21"	4	1200	300	0.09
	CV362B*	17.5"	21.5"	29.5"	16" x 20"	16.5" x 21"	4	1200	208	0.16
	CV362B*-A	17.5"	21.5"	29.5"	16" x 20"	16.5" x 21"	4	1200	208	0.16
	CV362C*-A	21"	21.5"	27.5"	19.5" x 20"	20" x 21"	4	1200	208	0.16
	CV363A6	14.5"	21.5"	18.5"	13" x 20"	13.5" x 21"	12	1200	337	0.30
	CV363B6	17.5"	21.5"	18.5"	16" x 20"	16.5" x 21"	8	1200	337	0.24
	CV365A6	14.5"	21.5"	20.5"	13" x 20"	13.5" x 21"	6	1200	300	0.29
	CV365B6	17.5"	21.5"	20.5"	16" x 20"	16.5" x 21"	4	1200	300	0.24
	CV365B*	17.5"	21.5"	20.5"	16" x 20"	16.5" x 21"	4	1200	300	0.25
	CV365C*	21"	21.5"	20.5"	19.5" x 20"	20" x 21"	4	1200	300	0.17
	CV365D*	24.5"	21.5"	20.5"	23" x 20"	23.5" x 21"	4	1200	300	0.17
CV366C*	21"	21.5"	25.5"	19.5" x 20"	20" x 21"	4	1200	245	0.14	
CV366D*	24.5"	21.5"	25.5"	23" x 20"	23.5" x 21"	4	1200	245	0.14	
CV367A6	14.5"	21.5"	25.5"	13" x 20"	13.5" x 21"	6	1200	270	0.27	
<b>4 TON</b>	CV480B*	17.5"	21.5"	20.5"	16" x 20"	16.5" x 21"	4	1400	<b>350</b>	0.29
								1600	<b>400</b>	0.35
	CV480C*	21"	21.5"	20.5"	19.5" x 20"	20" x 21"	4	1400	<b>350</b>	0.27
								1600	<b>400</b>	0.33
	CV481B6	17.5"	21.5"	25.5"	16" x 20"	16.5" x 21"	6	1600	<b>360</b>	0.30
	CV481C6	21"	21.5"	25.5"	19.5" x 20"	20" x 21"	4	1600	<b>360</b>	0.30
	CV481D6	24.5"	21.5"	25.5"	23" x 20"	23.5" x 21"	4	1600	<b>360</b>	0.30
	CV482B*	17.5"	21.5"	25.5"	16" x 20"	16.5" x 21"	4	1400	286	0.26
1600								327	0.29	
CV482C*	21"	21.5"	25.5"	19.5" x 20"	20" x 21"	4	1400	286	0.28	
							1600	327	0.31	
<b>5 TON</b>	CV600C*	21"	21.5"	25.5"	19.5" x 20"	20" x 21"	4	1750	<b>358</b>	0.40
								2000	<b>409</b>	0.42
	CV600D*	24.5"	21.5"	25.5"	23" x 20"	23.5" x 21"	4	1750	<b>358</b>	0.38
								2000	<b>409</b>	0.40
	CV601C6	21"	21.5"	25.5"	19.5" x 20"	20" x 21"	4	2000	<b>375</b>	0.29
	CV601D6	24.5"	21.5"	25.5"	23" x 20"	23.5" x 21"	4	2000	<b>375</b>	0.29
	CV602F*	25.5"	21.5"	25.5"	24" x 20"	24.5" x 21"	4	1750	250	0.29
								2000	286	0.30
	CV602F*-A	25.5"	21.5"	25.5"	24" x 20"	24.5" x 21"	4	1750	250	0.29
								2000	286	0.30
	CV603C*	21"	21.5"	27.5"	19.5" x 20"	20" x 21"	4	1750	302	0.33
								2000	346	0.35
	CV603C*-A	21"	21.5"	27.5"	19.5" x 20"	20" x 21"	4	1750	302	0.33
								2000	346	0.35
	CV603D*	24.5"	21.5"	27.5"	23" x 20"	23.5" x 21"	4	1750	302	0.31
								2000	346	0.33
CV604F*	25.5"	21.5"	27.5"	24" x 20"	24.5" x 21"	4	1750	231	0.29	
							2000	264	0.30	
CV604F*-A	25.5"	21.5"	27.5"	24" x 20"	24.5" x 21"	4	1750	231	0.29	
							2000	264	0.30	
CV605C*	21"	21.5"	27.5"	19.5" x 20"	20" x 21"	4	1750	303	0.27	
							2000	346	0.28	
CV605D*	24.5"	21.5"	27.5"	23" x 20"	23.5" x 21"	4	1750	303	0.27	
							2000	346	0.28	
CV606D*	24.5"	21.5"	27.5"	23" x 20"	23.5" x 21"	4	1750	328	0.30	
							2000	<b>375</b>	0.32	


\* Represents choice of metering device.

[1] Height excludes 3/4" top flange.

[2] Face velocities in **bold** above (> 350 ft/min) are not recommended for downflow applications due to potential water blow-off.

[3] Air pressure drop data is under wet coil conditions.

# Horizontal A-Coil Specifications



## Features

- Top refrigerant connections for installation flexibility.
- Top panel with only four screws for fast and easy coil access.
- HydroTEC™ “V” drain pan for low water retention.
- UV light knockouts to easily locate and install UV lights for enhanced IAQ.
- All cabinets are painted to match the current York furnace color.
- Refrigerant connections in center of coil away from airflow path.
- Dedicated cutouts for each condensate drain reduce air leakage.
- Dual 3/4" FPT condensate drains on both sides of cabinet accommodates left or right airflow furnaces.
- Intertek lab tested 1% or less cabinet air leakage for better efficiency.

Supply Opening: (A - 1.5") x (B - 1.5")


	ADP Model Number	Height [A]	Width [B]	Length [C] [1]	Supply Opening (Height x Width)	Return Opening (Height x Width)	Pallet Quantity	CFM	Air Pressure Drop [2] (inches W.C.)
<b>2 TON</b>	CH240A*	14.5"	21"	26.5"	13" x 19.5"	13.5" x 20"	8	800	0.17
<b>3 TON</b>	CH360A*	14.5"	21"	26.5"	13" x 19.5"	13.5" x 20"	8	1200	0.35
	CH360B*	17.5"	21"	21.5"	16" x 19.5"	16.5" x 20"	16	1200	0.37
	CH362C*	21"	21"	26.5"	19.5" x 19.5"	20" x 20"	6	1200	0.17
	CH362C*-A	21"	21"	26.5"	19.5" x 19.5"	20" x 20"	6	1200	0.17
	CH363D*	24.5"	21"	26.5"	23" x 19.5"	23.5" x 20"	2	1200	0.19
	CH365B*	17.5"	21"	26.5"	16" x 19.5"	16.5" x 20"	4	1200	0.24
	CH366C*	21"	21"	26.5"	19.5" x 19.5"	20" x 20"	6	1200	0.17
	CH367C*	21"	21"	21.5"	19.5" x 19.5"	20" x 20"	12	1200	0.25
	CH368A6	14.5"	21"	31.5"	13" x 19.5"	13.5" x 20"	8	1200	0.27
	CH368D*	24.5"	21"	26.5"	23" x 19.5"	23.5" x 20"	2	1200	0.11
CH369A6	14.5"	21"	36.5"	13" x 19.5"	13.5" x 20"	8	1200	0.18	
<b>4 TON</b>	CH480B*	17.5"	21"	26.5"	16" x 19.5"	16.5" x 20"	4	1600	0.41
	CH480C*	21"	21"	21.5"	19.5" x 19.5"	20" x 20"	12	1600	0.33
<b>5 TON</b>	CH600C*	21"	21"	26.5"	19.5" x 19.5"	20" x 20"	6	2000	0.43
	CH600D*	24.5"	21"	21.5"	23" x 19.5"	23.5" x 20"	4	2000	0.40
	CH601D*	24.5"	21"	26.5"	23" x 19.5"	23.5" x 20"	2	2000	0.40
	CH602D*	24.5"	21"	26.5"	23" x 19.5"	23.5" x 20"	2	2000	0.34
	CH602D*-A	24.5"	21"	26.5"	23" x 19.5"	23.5" x 20"	2	2000	0.34
	CH603E*	25.25"	21"	31.5"	23.75" x 19.5"	24.25" x 20"	4	2000	0.30
	CH603E*-A	25.25"	21"	31.5"	23.75" x 19.5"	24.25" x 20"	4	2000	0.30
	CH604C*	21"	21"	31.5"	19.5" x 19.5"	20" x 20"	4	2000	0.33
	CH605D*	24.5"	21"	26.5"	23" x 19.5"	23.5" x 20"	2	1200	0.34
CH606C6	21"	21"	36.5"	19.5" x 19.5"	20" x 20"	6	2000	0.29	

\* Represents choice of metering device.

[1] Length excludes 3/4" plenum flange.

[2] Air pressure drop data is under dry coil conditions. For wet coil conversion at standard AHRI conditions, use 1.3 multiplier.

# Plenum Coil Specifications



Return Opening: (A - 1.0") x (B - 1.0")

## Features

- Top refrigerant connections for installation flexibility.
- Light weight aluminum coil with aluminum header plates.
- Patent pending HydroTEC™ "V" drain pan for improved drainage.
- One-piece cabinet construction for improved strength and rigidity.
- Top panel with only 4 screws for fast and easy coil access.
- UV light knockouts to easily locate and install UV lights.
- "Easy-lift" handle allows easy lifting through tight spaces.
- Secondary drain pan included standard on all models.
- Secondary drain pan locator embossments for easy installation.
- Furnace mounting bracket included for single person furnace mounting.

	ADP Model Number <sup>[1]</sup>	Height [A]	Width [B]	Length [C]	Return Opening (Height x Width)	Pallet Qty	Coil Weight (lbs)	CFM	Air Pressure Drop <sup>[2]</sup> (inches W.C.)
<b>2 TON</b>	CX240B*25	17.5"	21"	25"	16.5" x 20"	6	38	800	0.11
	CX241B*30	17.5"	21"	30"	16.5" x 20"	6	44	800	0.09
<b>3 TON</b>	CX360B*35	17.5"	21"	35"	16.5" x 20"	6	49	1200	0.16
	CX361B*35	17.5"	21"	35"	16.5" x 20"	6	52	1200	0.17
	CX362A*35	14.5"	21"	35"	13.5" x 20"	8	45	1200	0.35
	CX363B635	17.5"	21"	35"	16.5" x 20"	8	45	1200	0.25
<b>3.5 TON</b>	CX420B*35	17.5"	21"	35"	16.5" x 20"	6	49	1400	0.21
	CX421B*35	17.5"	21"	35"	16.5" x 20"	6	52	1400	0.23
<b>4 TON</b>	CX480C*35	21"	21"	35"	20" x 20"	4	53	1600	0.18
	CX481C*35	21"	21"	35"	20" x 20"	4	54	1600	0.15
<b>5 TON</b>	CX600C*35	21"	21"	35"	20" x 20"	4	54	2000	0.23
	CX601C*35	21"	21"	35"	20" x 20"	4	60	2000	0.37
	CX602D*35	24.5"	21"	35"	23.5" x 20"	2	55	2000	0.40

\* Represents choice of metering device.

[1] Final 2 digits denote plenum coil length.

[2] Air pressure drop data is under dry coil conditions. For wet coil conversion at standard AHRI conditions, use 1.3 multiplier.